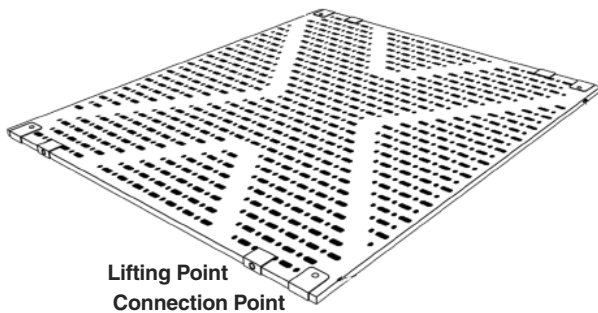


Tufftrak Information Sheet

TuffTrak is the ultimate heavy duty road mat for temporary roadways and work areas for heavy plant and machinery. It has reversible low profile surface for drilling rigs, helipads and pedestrian use. It is non-conductive.

TuffTrack Mat



Lifting Point
Connection Point

TuffTrak Specifications

Material: High Density Polyethylene (HDPE)

Size: 3000mm x 2500mm x

Core Thickness: 38mm

Overall thickness: 47mm

High Profile Nub Height: 6.5mm

Low Profile Nub Height: 3mm

Weight: 295kg

Loading: 150 tonnes

Upper working temperature: 55 - 120 °C

Flammability: HB

Fire Fighting measures: water, foam, carbon dioxide, dry powder

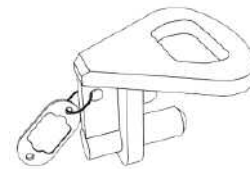
Sensitization: Polyethylene is not considered to be a skin sensitizer, Does not promote chronic toxicity or carcinogenicity.

Disposal: 100% can be recycled.

Waste Code: 070213 (waste plastics)
120105 (plastic shavings / turnings)

Installation (Removal is the opposite procedure)

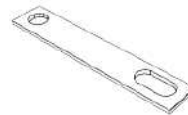
To safely lift a mat, first connect the lifting attachments to the four legs of the lifting chains. Then insert the four lifting attachments into the mat lifting sockets. Never lift a mat without using all four lifting points.



Lifting Socket

As each mat is placed to provide the ground coverage required it is essential to connect it to the neighbouring mats using the correct connectors. Mats should never be used without being suitably fastened together. TuffTrak is designed to flex as vehicles move across it. Without connectors hazards can be created and potentially cause damage to vehicles and mats.

For surfaces which are suitably level the rigid connector strap should be used to connect the mats. Fasten the strap to both mats using two number M16 bolts. Screw in the bolt until the head touches the strap. Over tightening may cause damage to the mat connection points.



Rigid Connector



Flexible Connector

For surfaces which are highly uneven mats can be connected together using the flexible connector. The flexible connector provides for a larger degree of movement between the mats due to the uneven surface whilst ensuring the mats remain securely fastened together. Care should be taken not to create trip hazards when using the flexible connector. As with the rigid connector, fasten the flexible connector to the mats using two number M16 bolts taking care not to overtighten. Connection bolts must be Bright Zinc Plated finish (NOT Galvanised): M16 x 30 Top Bolt, 4 No. per Mat.



Tufftrak Information Sheet

Handling and Storage

Mats should be stored in packs of five, stacked no more than seven packs high, separated by 100x100mm (minimum sized) timbers that span the full width of the mat (minimum 3) timbers per stack-

To safely lift a pack of mats (maximum five high) first insert four number lifting attachments (Code : TT-LIFT) to the base mat, using the four corner lifting points, connected with the hook BENEATH the lower mat. Ensure that all four lifting points on the base mat are utilised. Never lift with less than the four points. As an alternative, nylon straps of a suitable capacity may be used to lift packs of mats.

Cleaning

Care should be taken to ensure that the surface of the mats is kept clear of any debris that could damage them. No specialist equipment is required to clean surface debris from TuffTrak mats. Where necessary mats can be cleaned using cold water and a pressure washer.

Mat Connections

When the mats are in use it is essential that adjacent mats are properly secured together using the appropriate connectors for the ground conditions. Failure to connect the mats will result in damage to the mats and the underlying surface. It is recommended that a competent person periodically checks the bolted connections between the mats during use to ensure that the connections are sound.

Speed Limit

TuffTrak mats are designed to give safe movement, ground access and protection for plant and vehicles moving over the mats at a MAXIMUM SPEED OF 5 MPH.

This is a strict speed limit which should be observed at all times. Failure to adhere to this limit may result in damage to both the mats and / or the mat connectors.

Tracked vehicles

To avoid damage to the surface of the TuffTrak mats, it is recommended that steel tracked vehicles with aggressive tracks (such as on excavators) should not be driven over them. Smooth steel tracks (such as on crawler cranes) can be used. Rubber tracked vehicles may be used.

Pedestrian Use

Where the main function is pedestrian access, the less aggressive profile on the underside of the mats may be used.

www.all-weatheraccess.co.uk

All Weather Access Ltd, County Farm, Dunmow, CM6 1NQ.
e:info@all-weatheraccess t:01371 700 510 m:07801 751137